



Saving lives and data | <http://www.irescu.info>

**EMSSafety**  
FOUNDATION



Innovation, Collaboration & Knowledge Transfer

[www.EMSSafetyFoundation.org](http://www.EMSSafetyFoundation.org)



**Stay Calm**  
**Check Safety**

**Stay calm, ensure that  
your surroundings are  
clear and safely  
approach the patient.**

back

continue



## Check Response

**Shake shoulders.  
“Are you ok?”**

**Is the patient  
responsive?**

**yes**

**no breathing • only gasping**



**Patient is  
Responsive**

**Thank you for assisting  
this patient.**

**Would you still like  
to dial 911?**

**yes**



**no, continue CPR**




**EMSSafety**  
FOUNDATION


Innovation, Collaboration & Knowledge Transfer

[www.EMSSafetyFoundation.org](http://www.EMSSafetyFoundation.org)







# Select age of patient




infant




small child



adult



back

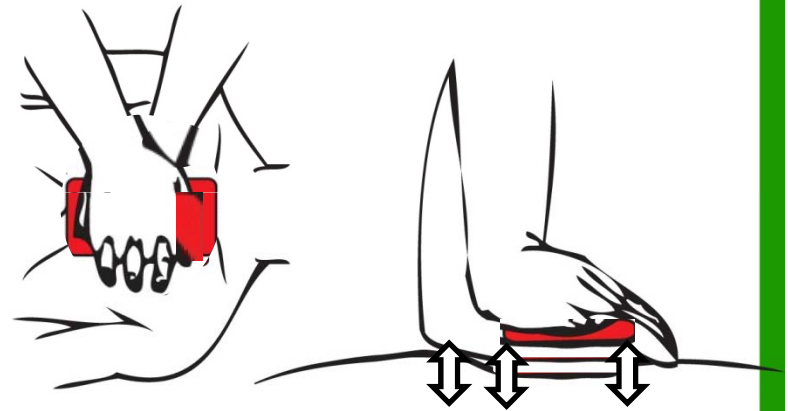


continue



## Commence Compressions

**While holding device,  
Push hard, push fast; keep  
hands in center of chest;  
release fully after each push**



back

AED  
Location



continue



**Follow Metronome**



**AED  
Location**



**Press when  
ambulance  
arrives**



**EMSSafety**  
FOUNDATION

Innovation, Collaboration & Knowledge Transfer

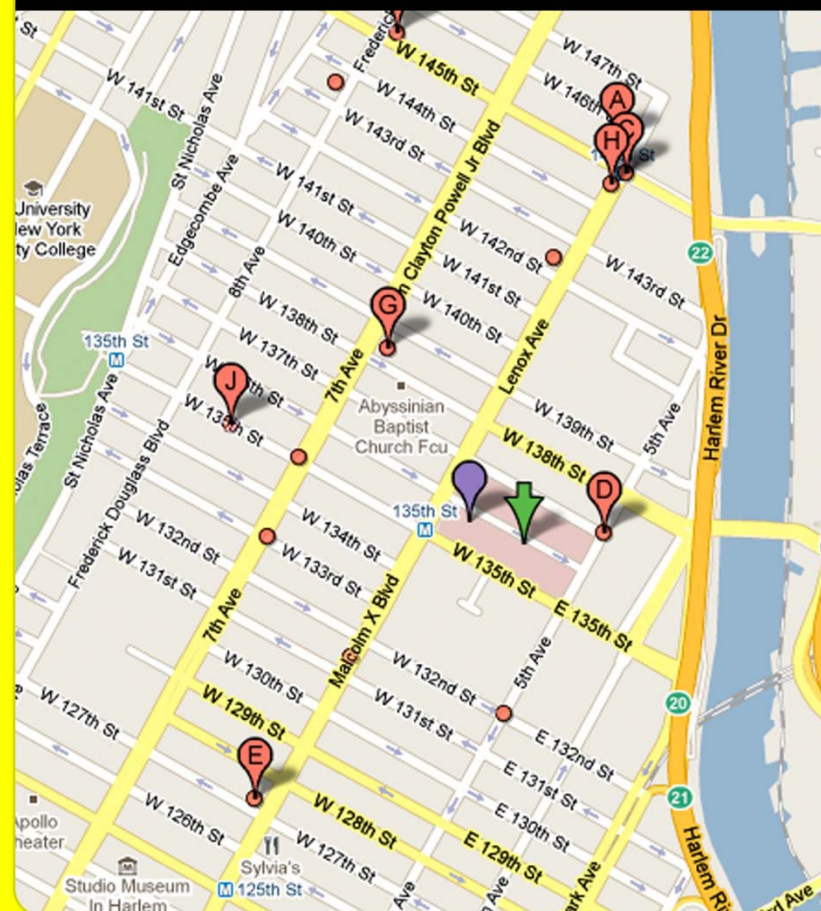
[www.EMSSafetyFoundation.org](http://www.EMSSafetyFoundation.org)





Saving lives and data | <http://www.irescu.info>

## Nearby AED Locations



back

**AED  
Location**



**Press when  
ambulance  
arrives**



**EMSSafety**  
FOUNDATION

Innovation, Collaboration & Knowledge Transfer

[www.EMSSafetyFoundation.org](http://www.EMSSafetyFoundation.org)






## Goob Job! CPR Summary:

**CPR Duration:** 31 seconds  
**Compressions:** 35 compressions

Please tell to emergency personal what happened.  
Thank you for assisting this patient!



back

exit to home screen